

bizhub 306i / 266i / 246i / 226i



Product appearance, configuration and/or specifications are subject to change without notice.
 This product is not available for some countries or regions.

KONICA MINOLTA, symbol mark, Giving Shape to Ideas, bizhub, Konica Minolta Optimised Print Services logo and bizhub SECURE logo are registered trademarks or trademarks of KONICA MINOLTA, INC. Android, Google, and Google Cloud Print are registered trademarks or trademarks of Google Inc. in the U.S. and other countries. Mac and App Store are registered trademarks or trademarks of Apple Inc. in the U.S. and other countries. iOS is a registered trademark or trademark of Cisco Systems, Inc. in the U.S. and other countries. Mopria and Mopria logo are registered trademarks or trademarks of Mopria Alliance Inc. Bluetooth is a registered trademark or trademark of Bluetooth SIG, Inc. Wi-Fi is a registered trademark or trademark of Wi-Fi Alliance. Microsoft Store, Windows Mobile and Power Point are registered trademarks or trademarks of Microsoft Corporation in the U.S. or other countries. Bitdefender logo is a registered trademark or trademark of Bitdefender IPR Management Ltd. All other brands and product names are registered trademarks or trademarks of their respective companies or organisations.



From consulting, system design, to operations, Konica Minolta offers total support to optimise your office output environment.

Requirements for safe use

- Please read and follow the instruction manual to ensure safe operation.
- Only operate using appropriate power supply and voltage.
- Connecting the earth wire to an inappropriate place may cause explosion or electric shock. Please connect accordingly (Taiwan and the Philippines only).

KONICA MINOLTA, INC.
 2-7-2 Marunouchi Chiyoda-ku, Tokyo, Japan
<http://www.konicaminolta.com>



306i	BW	30 PPM
266i	BW	26 PPM
246i	BW	24 PPM
226i	BW	22 PPM



READY TO WORK

**SIMPLE
SECURE
CONVENIENT**

With the new generation of bizhub, Konica Minolta are rethinking the way multifunctional devices work for your business. Ideal as either a stand-alone device, or as part of a larger network of bizhub machines, the compact 306i series lets you get things done the simple, secure and convenient way.

bizhub 306i bizhub 266i
bizhub 246i bizhub 226i

SIMPLE

Don't get lost in settings. With the same user interface across all new generation bizhub machines, the 306i series will guide you quickly through every process.

SECURE

Security doesn't need to slow you down. From virus scanning to user authentication, keep your data safe with a range of security features.

7-inch Touch Panel & New User Interface

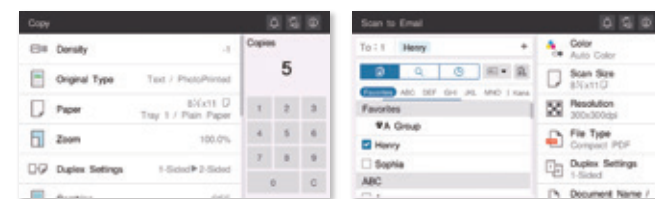
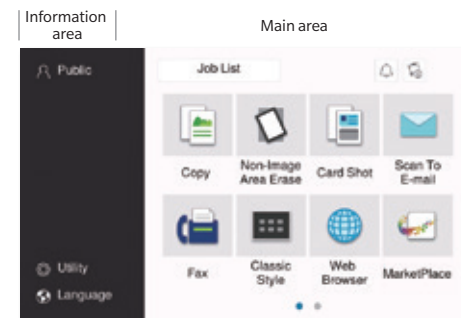
Control your bizhub from a large, multi-touch panel. Featuring full colour and seamless operation, you will feel familiar from the first touch thanks to an intuitive, smartphone-like user interface.



Easy to Use

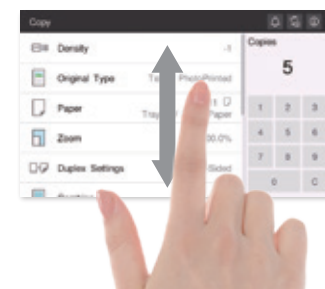
Less Steps to Get What You Need

Konica Minolta's next-generation user interface is designed to help you complete tasks in as few steps as possible. Icons and colours are easy to digest, and the touch screen guides you to your final destination in just a few taps.



Mobile-like Operability

Intuitive operation makes using your bizhub as easy as navigating your smartphone. Use scrolling and flicks to get around just like you do on your tablet or other familiar touchscreen devices.

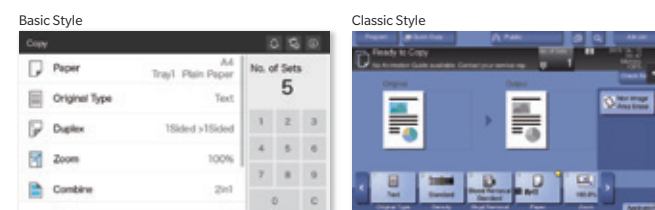


Customize Your Touch Panel

Save time wrestling with settings every time you Copy or Fax by entering default settings from their respective mode screens. Complete the settings once, and get the job done faster next time.

The User Interface that Fits

Select from a range of display styles to suit your purpose. If you only need to perform normal routine work, select the Basic Style. Or choose the Classic Style for a more settings-rich interface.



Optional Hard-key Number Pad

A hard-key pad with numbers and simple operation keys can be added to your bizhub as an option, for those who aren't comfortable with touch panel operation.



Hard-key number pad is optional

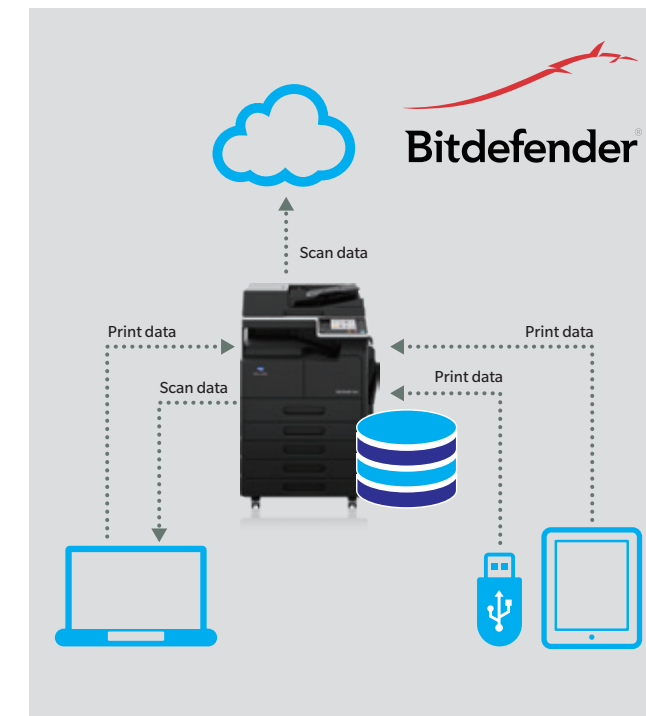
On-screen Visual Support

If you run into problems while operating your bizhub, such as paper jams or consumables needing replenished, helpful on-screen prompts will direct you to the source of the problem and give visual pointers on how to quickly resolve the issue.



Virus Scan by BitDefender

Keep your data safe from viruses with real-time virus scanning by BitDefender. Choose between real time scanning or specify a regular timed scan. When a threat is detected, it will be automatically deleted, protecting your bizhub from downtime and lost data.



Virus scan is optional

User Identification

ID & Print

When this mode is activated, users identify themselves to the bizhub by inputting their user information at the base unit, ensuring documents won't fall into the wrong hands. With this function, print settings can be changed via the control panel even after you send the print job to the unit.

IC Card Authentication

Use an IC card to access your bizhub, allowing for quick, fuss-free use that nevertheless maintains your office security.



IC Card Authentication is optional

Tap to Connect Android or iOS Devices

Print directly from mobile devices via Wi-Fi with the Konica Minolta Mobile Print app. Skip extra steps getting your documents to the printer and simply tap your NFC (Near Field Communication) enabled device on the pad to the right of the control panel to connect, or connect via Bluetooth.



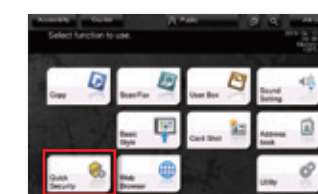
Optional device connection I/F kit EK-613 required. Bluetooth LE (low energy) required for iOS devices. Wireless LAN environment required. Konica Minolta Mobile Print is available free from the App Store for iOS devices, the Play store for Android devices and the Microsoft Store for Windows 10 Mobile OS devices.

Keep Your Office Network Safe with Enhanced Security Modes

With the new Wireless LAN module, you can now set security modes from the master unit. The Realtek RTL8812 module allows for MAC address filtering, any-to-any connectivity and automatic passphrase update security functions, so you can move data around your office without the risk of data loss or external threats.

Vital Security All in One Place

Avoid serious gaps in your security by checking the Quick Security menu. Here you will find all the security items we recommend you set when your machine is installed, all together in one place.



- Administrator password
- Password rules
- Web Connection setting
- Security Warning Display Setting
- USB Connection Settings

Only available in Classic Style

Copy Protect

Use the Copy Protect function to minimize unauthorized use and copying of documents. When the Copy Protect function is applied via the print driver or the copy function at your machine, documents are printed with a light grey pattern embedded with text. When an unauthorized copy is attempted, the grey text will become conspicuous. Select from a range of text and pattern options according to the sensitivity of your documents.

Compatible with HTTP/2 over TLS

You can now use the newer HTTP/2 network protocol with your bizhub, enabling improved connectivity to the Internet and the cloud. With HTTP/2, multiple requests and responses can be processed via a single TPS connection, and mandatory encryption of all communication make it much more secure when operating on the Web.

bizhub SECURE

For complete peace of mind, leave the security to us. With Konica Minolta's bizhub SECURE service, all the available security options plus a few extra are managed by us, so you can get on with your job knowing your workspace is protected.



CONVENIENT

A range of print, scan and copy functions ensures that your office needs are met quickly and with no fuss. Get things done when you want, in the format you want.

High-performance Hardware for a Stress-free Work Environment

With a quad-core CPU and 4GB of memory at your disposal, the 306i series is ready to deliver high performance at a moment's notice. And if that's not enough, add the high-speed SSD package for timely data retrieval at any time.

High-speed SSD

The new generation of bizhub adopts SSD (solid state drive) storage, allowing you to access data faster and with less risk, as SSD storage is less prone to faults than older HDD technology.

SSD is optional



Print from & Scan to Your Mobile Devices

Cut out the fuss of transferring files between devices by accessing your bizhub directly from a variety of mobile devices. Find a mobile option to suit your personal workstyle with tap-to-print from our in-house print app, remote access via Google Cloud Print, or cover a wider variety of printers with the Mopria app.

Konica Minolta Mobile Print



Print and scan wirelessly from your mobile devices by downloading our app. Use bluetooth or the NFC pad to verify your device, then send print jobs and receive scan data via Wi-Fi.

Optional device connection I/F kit EK-613 required. Bluetooth LE (low energy) required for iOS devices. Wireless LAN environment required. Konica Minolta Mobile Print is available free from the App Store for iOS devices, the Play store for Android devices and the Microsoft Store for Windows 10 Mobile OS devices.

Mopria Certified



Send and receive data to your bizhub via the Mopria app on Android. The Mopria Alliance certifies printers and MFPS from many brands for use via their app, making it easy to print from, and scan to, your mobile devices, even if this is the first Konica Minolta machine to join your workspace network.

Google Cloud Print



Print from anywhere regardless of operating system or device with Google Cloud Print. All you need is an internet connection. Cloud Print 2.0 Ready Google account and Google Cloud Print Setup are necessary

High-speed Automatic Document Feeder

Scan up to 55 pages per minute in both colour and black and white with the newly-improved high-speed automatic document feeder. Load up to 130 sheets at one time and scan in high-quality colour to a variety of document formats.

Electronic Correction for Scanned Images

When large volumes of paper are scanned with the automatic document feeder, documents are sometimes scanned on a slight angle, making printed copies or digital versions difficult to read. With Konica Minolta's automatic electronic correction, documents are electronically corrected after scanning, ensuring all your copies and scans are just as good as the original.



Scan to a Variety of Formats

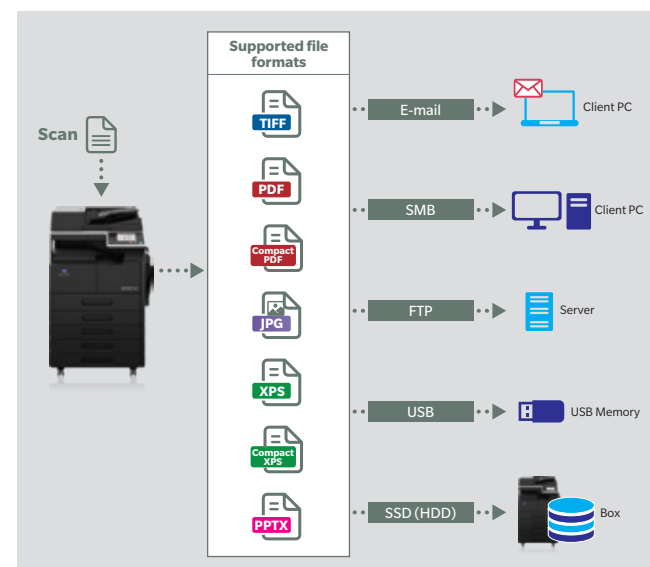
Scan documents directly into the format you need to save time changing file formats later.

Transform Scanned Documents to Editable PowerPoint Files

Scan documents directly to PPTX format to enable you to open and edit the document in Office PowerPoint (Office 2007 or later).

Compatible with Compact PDF

You can now scan to Compact PDF, a compressed format that saves a significant amount of space over conventional PDF files, while improving image quality. What's more, thanks to the high-speed CPU, processing time is reduced.



Speed Up Your Workflow

Browse the Web

Display websites on the control panel and print them via PDF. Specify parts of a page and get precise print outs of only the things you need, such as maps or selected information.



Customise your bizhub via IWS

With Konica Minolta's IWS (Internal Web Server) technology, you can now completely reconfigure the control panel of your bizhub to tailor it to your needs. Combining a web server, web browser and script interpreter, IWS can be used to implement simplified user interfaces or widget-style applications.

USB Direct Print and Scan

Connect a USB memory device and access files on the touch panel. Select files for print, or scan documents directly to the device. Supported file formats: TIFF, PDF, Compact PDF, JPEG, XPS, Compact XPS, PPTX

Variety of Basic Print and Copy Features

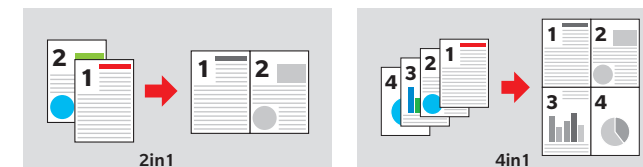
Booklet Print

A convenient feature which collates multiple pages into one booklet.



N-up Print (2-in-1 or 4-in-1)

Print multi-page documents onto one sheet. Combine either 2 or 4 pages into one.



Environmentally Friendly

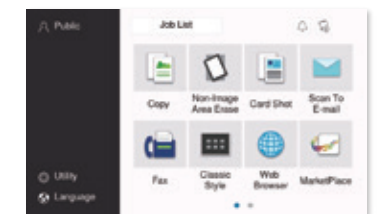
Environmental friendliness and sustainability are important to Konica Minolta. Our toners are all free of titanium-dioxide, and need less heat, ensuring that your office is efficient and low-energy.

Add Functionality to Your bizhub with MarketPlace

MarketPlace is now free and installed automatically, ready for use immediately after setup. Browse to find apps that enhance and personalise your bizhub's functionality the same way you would a smartphone.



Picture for illustration purpose only



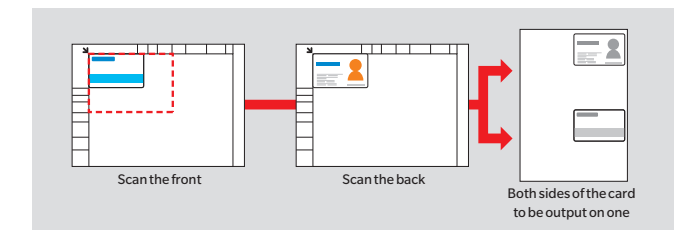
Print Driver to Support High-quality Images

Your bizhub comes with a PCL/PS print driver as standard, enabling high image quality and high-speed data transfer when printing. The print driver is equipped with an automatic trapping function that corrects colour shifting when printing text, so every document you print achieves a beautiful finish.



ID Copy

Small or irregularly shaped documents, such as employee ID cards or licenses, can be printed with the front and back sides combined onto one sheet.



Duplex Print or Copy

Duplex Print enables double-sided printing, helping you to save paper.

